


SERVO MOTOR 067JDC306BAEGA



Definition

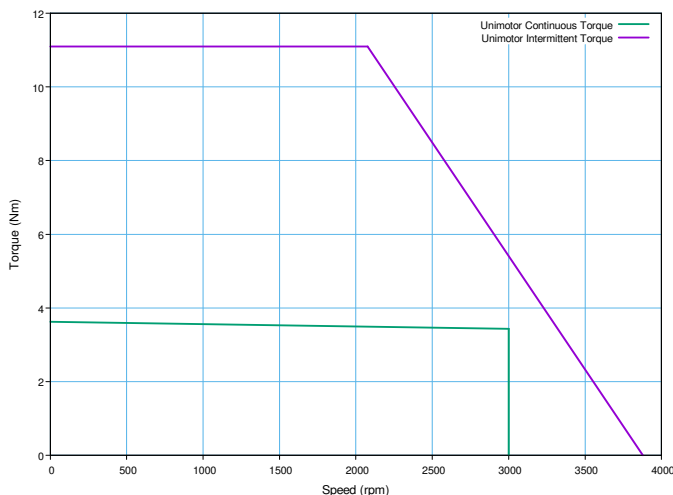
Type	Unimotor HD	
Frame Size (mm)	067	
Voltage	U	U - 400V
Magnet type	D	D - High dynamic
Frame Length	C	
Speed (min-1)	30	3000
Brake	6	Braked (6)
Connection type	B	B - Power and Signal 90° rotatable
Output shaft	A	Key
Feedback device code	EG	EG - Inductive EnDat only Multi-Turn (EQI 1131)
Inertia & thermistor	A	A - Standard
PCD	075	075 (FF 75 / 60)
Shaft Diameter	140	14j6 x 30,0 .
Fan box	-	
Classe d'isolation	F	
UL Motor / UL Stator	UL Motor / UL Stator	

Nominal characteristics

Motor Ambient Temperature (°C)	40	Drive Fsw (kHz)	12
Motor Stall Torque (N.m)	3,70	Stall Current (A)	2,31
Rated Torque (N.m)	3,50	Rated Current (A)	2,19
Motor Peak Torque (N.m)	11,10	Peak Current for Drive Selection (A)	6,94
Rated Power (kW)	1,10	Kt (Nm/A)	1,60
Winding Thermal Time Constant (s)	65	Ke (V/kmin-1)	98,00
Number of Poles	10	R (ph-ph) (Ohm)	10,70
Maximum Cogging (N.m)	0.06	L (ph-ph) (mH)	40,80
Inertia (kg.cm ²)	0,81	Peso del prodotto	4,38
Ingress Protection Level (IP)	IP65		

Brake	Braked (6)	Static Torque (N.m)	2,0
Release Time (ms)	35	Backlash (°)	0,62
Brake Supply Voltage (V)	24	Brake Coil Power (W)	15,0

Torque / speed graph

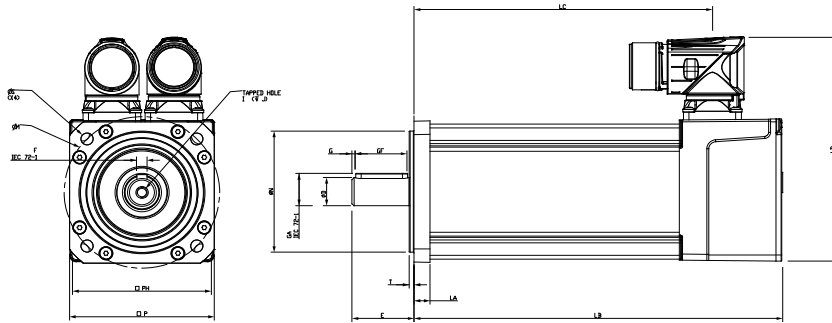


Configured characteristics

Motor Ambient Temperature (°C)	40
Drive Fsw (kHz)	8
Derating Factor	0,98
Stall Torque with Derating Factor (N.m)	3,63
Nominal Torque after Derating (N.m)	3,43
Peak Torque with Derating Factor (N.m)	11,10

SERVO MOTOR 067UDC306BAEGA - Unimotor HD 067UDC306BAEGA

Motor (° & mm)



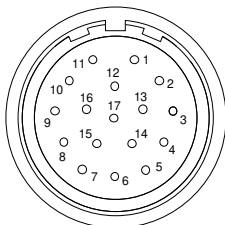
LB	Total length	237,70
LB1		
LC	Power connector position	203,79
LJ		
LA	Flange thickness	7,5
T	Register Length	2,5
N	Register Diameter	60,0
LD	Power connector overall height	111,00
LD1		
P	Flange Square	70,0
S	Fixing Hole Diameter	5,8
M	Fixing hole PCD	75
PH	Motor Housing Width	67
D	Shaft Diameter	14j6
E	Shaft Length	30,0
GA	Key Height	16,0
GF	Key Length	25,0
G	Key to Shaft End	1,5
F	Key Width	5
I	Tapped Hole Thread Size	M5x0.8
J	Tapped Hole Depth	13,5
	Mounting Bolt	M5

Motor electrical interface

Feedback device code : EG - Inductive EnDat only Multi-Turn (EQI 1131)

Connection type :
Section des fils :

B - Power and Signal 90° rotatable
4G1 + 2x 0.5



- | | |
|-----------|-------------|
| 1 - CTP | - |
| 2 - CTP | 11 - DATA |
| - | 12 - DATA / |
| - | - |
| - | - |
| - | 16 - Power |
| 8 - CLK | 17 - 0V |
| 9 - CLK / | Screen |

- U - Phase U
- V - Phase V
- W - Phase W
- Screen

- B+ Brake +
- B- Brake -

