

SERVO MOTOR 075UJ3B300BAECA075140



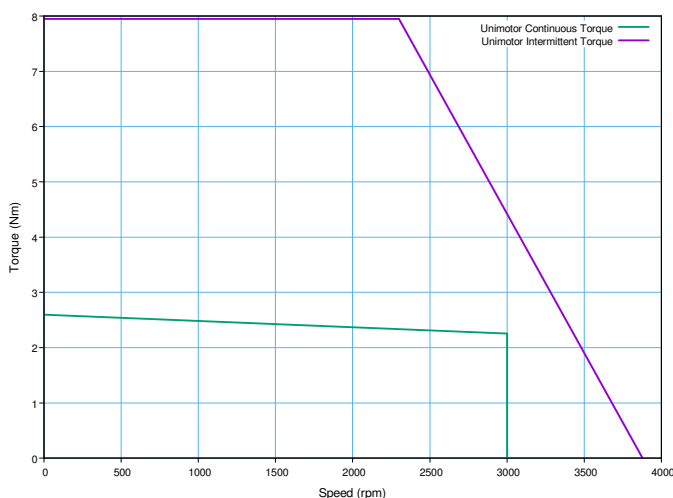
Definition

Type	Unimotor FM	
Frame Size (mm)	075	
Voltage	U	U - 400V
Magnet type	3	3 - Standard
Frame Length	B	
Speed (min-1)	30	3000
Brake	0	Unbraked (0)
Connection type	B	B - Power and Signal 90° rotatable
Output shaft	A	Key
Feedback device code	EC	EC - Inductive EnDat SinCos Multi-Turn (EQI 1331)
Inertia & thermistor	A	A - Standard
PCD	075	075 (FF 75 / 60)
Shaft Diameter	140	14j6 x 30,0 .
Fan box	-	
Classe d'isolation	F	
UL Motor / UL Stator	UL Motor / UL Stator	

Nominal characteristics

Motor Ambient Temperature (°C)	40	Drive Fsw (kHz)	12
Motor Stall Torque (N.m)	2,65	Stall Current (A)	1,70
Rated Torque (N.m)	2,30	Rated Current (A)	1.4
Motor Peak Torque (N.m)	7,95	Peak Current for Drive Selection (A)	4,97
Rated Power (kW)	0,72	Kt (Nm/A)	1,60
Winding Thermal Time Constant (s)	58	Ke (V/kmin-1)	98,00
Number of Poles	6	R (ph-ph) (Ohm)	21,07
Maximum Cogging (N.m)	0.03	L (ph-ph) (mH)	52,65
Inertia (kg.cm ²)	1,22	Peso del prodotto	3,70
Ingress Protection Level (IP)	IP65		

Torque / speed graph

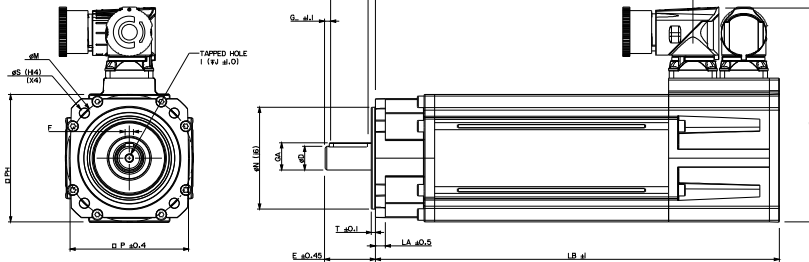


Configured characteristics

Motor Ambient Temperature (°C)	40
Drive Fsw (kHz)	8
Derating Factor	0,98
Stall Torque with Derating Factor (N.m)	2,60
Nominal Torque after Derating (N.m)	2,25
Peak Torque with Derating Factor (N.m)	7,95

SERVO MOTOR 075U3B300BAECA075140 - Unimotor FM 075U3B300BAECA075140

Motor (° & mm)



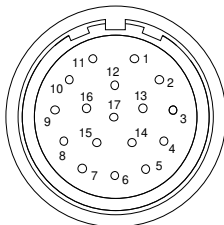
LB	Total length	238,20
LB1		
LC	Power connector position	187,20
LJ		
LA	Flange thickness	5,8
T	Register Length	2,4
N	Register Diameter	60,0
LD	Power connector overall height	135,50
LD1		
P	Flange Square	70,0
S	Fixing Hole Diameter	5,8
M	Fixing hole PCD	66,7 - 75
PH	Motor Housing Width	75
D	Shaft Diameter	14j6
E	Shaft Length	30,0
GA	Key Height	16,0
GF	Key Length	25,0
G	Key to Shaft End	1,5
F	Key Width	5
I	Tapped Hole Thread Size	M5x0.8
J	Tapped Hole Depth	13,5
	Mounting Bolt	M5

Motor electrical interface

Feedback device code : EC - Inductive EnDat SinCos Multi-Turn (EQI 1331)

Connection type :
Section des fils :

B - Power and Signal 90° rotatable
4G1 (A)



- | | |
|------------|-------------|
| 1 - CTP | 10 - COS |
| 2 - CTP | 11 - DATA |
| 3 - Screen | 12 - DATA / |
| - | 13 - COS / |
| - | 14 - SIN |
| - | 15 - SIN / |
| 8 - CLK | 16 - Power |
| 9 - CLK / | 17 - 0V |
| | Screen |

- U - Phase U
V - Phase V
W - Phase W
Screen

- B+ Brake +
B- Brake -

