

SERVO MOTOR 075U3C300BACAA075140



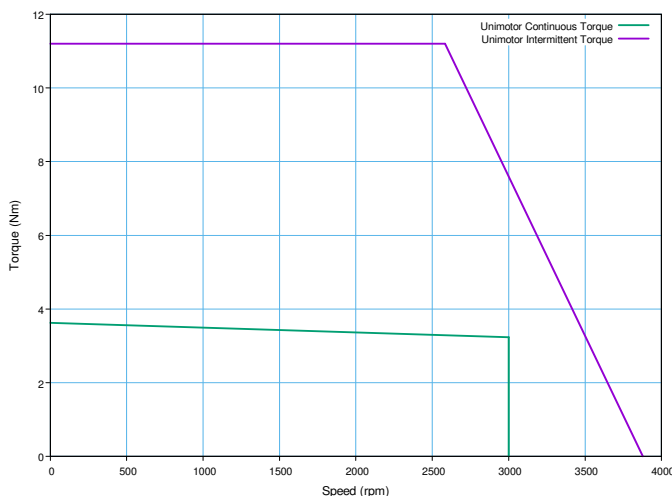
Definition

| | | |
|----------------------|-----------------------------|---|
| Type | Unimotor FM | |
| Frame Size (mm) | 075 | |
| Voltage | U | U - 400V |
| Magnet type | 3 | 3 - Standard |
| Frame Length | C | |
| Speed (min-1) | 30 | 3000 |
| Brake | 0 | Unbraked (0) |
| Connection type | B | B - Power and Signal 90° rotatable |
| Output shaft | A | Key |
| Feedback device code | CA | CA - 4096 ppr Incremental encoder (CFS50) |
| Inertia & thermistor | A | A - Standard |
| PCD | 075 | 075 (FF 75 / 60) |
| Shaft Diameter | 140 | 14j6 x 30,0 . |
| Fan box | - | |
| Classe d'isolation | F | |
| UL Motor / UL Stator | UL Motor / UL Stator | |

Nominal characteristics

| | | | |
|-----------------------------------|-------|--------------------------------------|-------|
| Motor Ambient Temperature (°C) | 40 | Drive Fsw (kHz) | 12 |
| Motor Stall Torque (N.m) | 3,70 | Stall Current (A) | 2,30 |
| Rated Torque (N.m) | 3,30 | Rated Current (A) | 2.1 |
| Motor Peak Torque (N.m) | 11,20 | Peak Current for Drive Selection (A) | 7,00 |
| Rated Power (kW) | 1,04 | Kt (Nm/A) | 1,60 |
| Winding Thermal Time Constant (s) | 73 | Ke (V/kmin-1) | 98,00 |
| Number of Poles | 6 | R (ph-ph) (Ohm) | 12,54 |
| Maximum Cogging (N.m) | 0.11 | L (ph-ph) (mH) | 34,18 |
| Inertia (kg.cm ²) | 1,64 | Peso del prodotto | 4,88 |
| Ingress Protection Level (IP) | IP65 | | |

Torque / speed graph

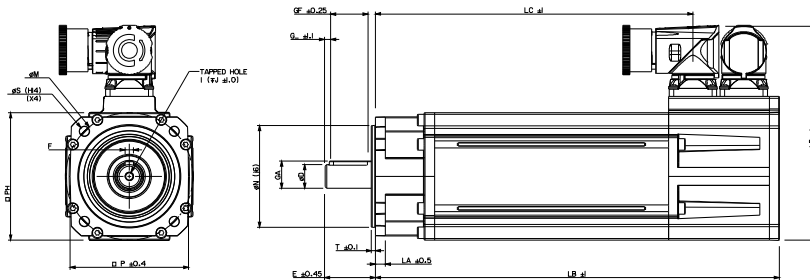


Configured characteristics

| | |
|---|-------|
| Motor Ambient Temperature (°C) | 40 |
| Drive Fsw (kHz) | 8 |
| Derating Factor | 0,98 |
| Stall Torque with Derating Factor (N.m) | 3,63 |
| Nominal Torque after Derating (N.m) | 3,23 |
| Peak Torque with Derating Factor (N.m) | 11,20 |

SERVO MOTOR 075U3C300BACAA075140 - Unimotor FM 075U3C300BACAA075140

Motor (° & mm)



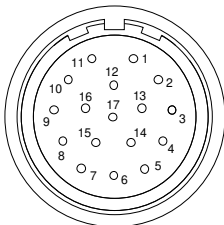
| | | |
|-----|--------------------------------|-----------|
| LB | Total length | 268,20 |
| LB1 | | |
| LC | Power connector position | 217,20 |
| LJ | | |
| LA | Flange thickness | 5,8 |
| T | Register Length | 2,4 |
| N | Register Diameter | 60,0 |
| LD | Power connector overall height | 135,50 |
| LD1 | | |
| P | Flange Square | 70,0 |
| S | Fixing Hole Diameter | 5,8 |
| M | Fixing hole PCD | 66,7 - 75 |
| PH | Motor Housing Width | 75 |
| D | Shaft Diameter | 14j6 |
| E | Shaft Length | 30,0 |
| GA | Key Height | 16,0 |
| GF | Key Length | 25,0 |
| G | Key to Shaft End | 1,5 |
| F | Key Width | 5 |
| I | Tapped Hole Thread Size | M5x0.8 |
| J | Tapped Hole Depth | 13,5 |
| | Mounting Bolt | M5 |

Motor electrical interface

Feedback device code : CA - 4096 ppr Incremental encoder (CFS50)

Connection type :
Section des fils :

B - Power and Signal 90° rotatable
4G1



- | | |
|----------|--------------|
| 1 - CTP | 10 - A |
| 2 - CTP | 11 - Index |
| 3 - | 12 - Index / |
| 4 - S1 | 13 - A / |
| 5 - S1 / | 14 - B |
| 6 - S2 | 15 - B / |
| 7 - S2 / | 16 - Power |
| 8 - S3 | 17 - 0V |
| 9 - S3 / | Screen |

- U - Phase U
V - Phase V
W - Phase W
Screen

- B+ - Brake +
B- - Brake -

