

SERVO MOTOR 075U3D306BACAA075140



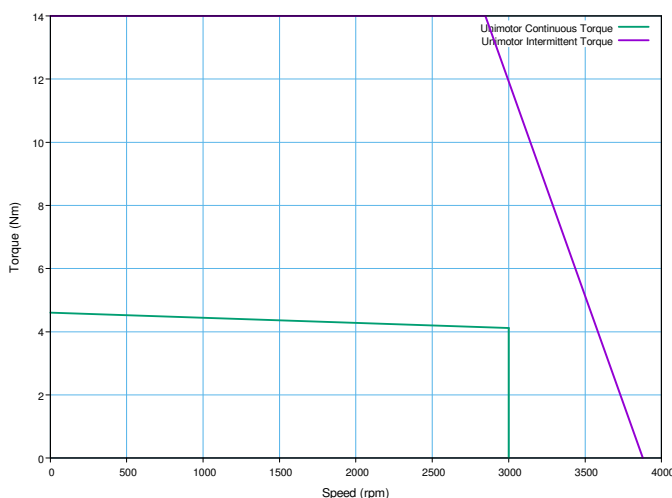
Definition

Type	Unimotor FM	
Frame Size (mm)	075	
Voltage	U	U - 400V
Magnet type	3	3 - Standard
Frame Length	D	
Speed (min-1)	30	3000
Brake	6	Braked (6)
Connection type	B	B - Power and Signal 90° rotatable
Output shaft	A Key	
Feedback device code	CA	CA - 4096 ppr Incremental encoder (CFS50)
Inertia & thermistor	A A - Standard	
PCD	075 075 (FF 75 / 60)	
Shaft Diameter	140 14j6 x 30,0 .	
Fan box	-	
Classe d'isolation	F	
UL Motor / UL Stator	UL Motor / UL Stator	

Nominal characteristics

Motor Ambient Temperature (°C)	40	Drive Fsw (kHz)	12	
Motor Stall Torque (N.m)	4,70	Stall Current (A)	2,90	
Rated Torque (N.m)	4,20	Rated Current (A)	2,6	
Motor Peak Torque (N.m)	14,00	Peak Current for Drive Selection (A)	8,75	
Rated Power (kW)	1,30	Kt (Nm/A)	1,60	
Winding Thermal Time Constant (s)	78	Ke (V/kmin-1)	98,00	
Number of Poles	6	R (ph-ph) (Ohm)	7,81	
Maximum Cogging (N.m)	0.14	L (ph-ph) (mH)	23,89	
Inertia (kg.cm ²)	2,12	Peso del prodotto	6,38	
Ingress Protection Level (IP)	IP65			
Brake	Braked (6)		Static Torque (N.m)	2,0
Release Time (ms)	64	Backlash (°)	0,75	
Brake Supply Voltage (V)	24	Brake Coil Power (W)	11,6	

Torque / speed graph

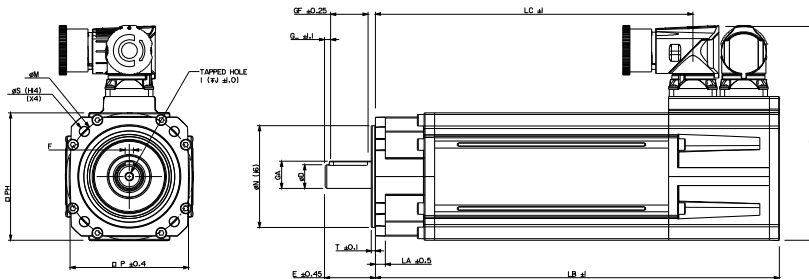


Configured characteristics

Motor Ambient Temperature (°C)	40
Drive Fsw (kHz)	8
Derating Factor	0,98
Stall Torque with Derating Factor (N.m)	4,61
Nominal Torque after Derating (N.m)	4,12
Peak Torque with Derating Factor (N.m)	14,00

SERVO MOTOR 075U3D306BACAA075140 - Unimotor FM 075U3D306BACAA075140

Motor (° & mm)



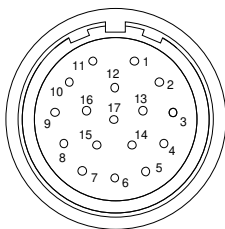
LB	Total length	328,20
LB1		
LC	Power connector position	277,20
LJ		
LA	Flange thickness	5,8
T	Register Length	2,4
N	Register Diameter	60,0
LD	Power connector overall height	135,50
LD1		
P	Flange Square	70,0
S	Fixing Hole Diameter	5,8
M	Fixing hole PCD	66,7 - 75
PH	Motor Housing Width	75
D	Shaft Diameter	14j6
E	Shaft Length	30,0
GA	Key Height	16,0
GF	Key Length	25,0
G	Key to Shaft End	1,5
F	Key Width	5
I	Tapped Hole Thread Size	M5x0.8
J	Tapped Hole Depth	13,5
	Mounting Bolt	M5

Motor electrical interface

Feedback device code : CA - 4096 ppr Incremental encoder (CFS50)

Connection type :
Section des fils :

B - Power and Signal 90° rotatable
4G1 + 2x 0.5



- | | |
|----------|--------------|
| 1 - CTP | 10 - A |
| 2 - CTP | 11 - Index |
| 3 - | 12 - Index / |
| 4 - S1 | 13 - A / |
| 5 - S1 / | 14 - B |
| 6 - S2 | 15 - B / |
| 7 - S2 / | 16 - Power |
| 8 - S3 | 17 - 0V |
| 9 - S3 / | Screen |

- U - Phase U
V - Phase V
W - Phase W
Screen

- B+ Brake +
B- Brake -

