

SERVO MOTOR 095U3C300BAECA100190



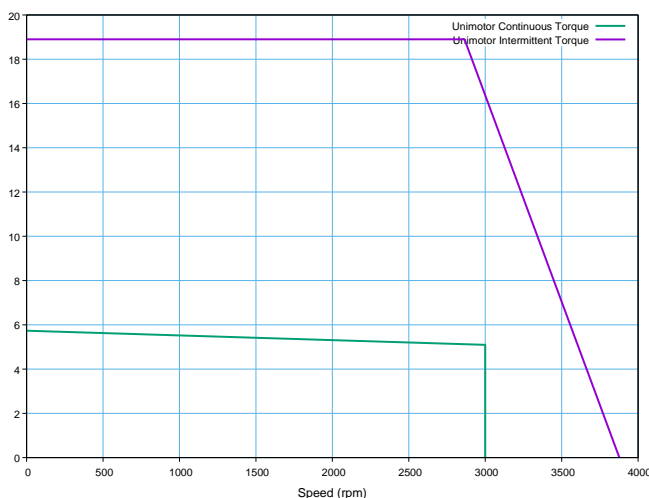
Definition

Type	Unimotor FM	
Frame Size (mm)	095	
Voltage	U	U - 400V
Magnet type	3	3 - Standard
Frame Length	C	
Speed (min-1)	30	3000
Brake	0	Unbraked (0)
Connection type	B	B - Power and Signal 90° rotatable
Output shaft	A	Key
Feedback device code	EC	EC - Inductive EnDat SinCos Multi-Turn (EQI 1331)
Inertia & thermistor	A	A - Standard
PCD	100	100 (FF 100 / 80)
Shaft Diameter	190	19j6 x 40,0 .
Fan box	-	
Classe d'isolation	F	
UL Motor / UL Stator	UL Motor / UL Stator	

Nominal characteristics

Motor Ambient Temperature (°C)	40	Drive Fsw (kHz)	12
Motor Stall Torque (N.m)	6,30	Stall Current (A)	3,90
Rated Torque (N.m)	5,60	Rated Current (A)	3,5
Motor Peak Torque (N.m)	18,90	Peak Current for Drive Selection (A)	11,81
Rated Power (kW)	1,76	Kt (Nm/A)	1,60
Winding Thermal Time Constant (s)	90	Ke (V/kmin-1)	98,00
Number of Poles	6	R (ph-ph) (Ohm)	4,67
Maximum Cogging (N.m)	0.19	L (ph-ph) (mH)	21,09
Inertia (kg.cm ²)	3,72	Peso del prodotto	7,46
Ingress Protection Level (IP)	IP65		

Torque / speed graph

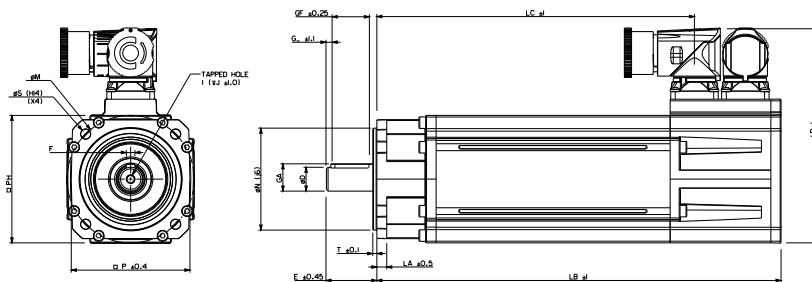


Configured characteristics

Motor Ambient Temperature (°C)	40
Drive Fsw (kHz)	8
Derating Factor	0,91
Stall Torque with Derating Factor (N.m)	5,73
Nominal Torque after Derating (N.m)	5,10
Peak Torque with Derating Factor (N.m)	18,90

SERVO MOTOR 095U3C300BAECA100190 - Unimotor FM 095U3C300BAECA100190

Motor (° & mm)



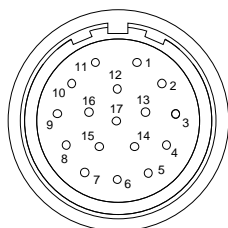
LB	Total length	286,90
LB1		
LC	Power connector position	235,90
LJ		
LA	Flange thickness	5,9
T	Register Length	2,8
N	Register Diameter	80,0
LD	Power connector overall height	141,50
LD1		
P	Flange Square	90,0
S	Fixing Hole Diameter	7,0
M	Fixing hole PCD	100
PH	Motor Housing Width	95
D	Shaft Diameter	19,6
E	Shaft Length	40,0
GA	Key Height	21,5
GF	Key Length	32,0
G	Key to Shaft End	3,6
F	Key Width	6
I	Tapped Hole Thread Size	M6x1
J	Tapped Hole Depth	17,0
	Mounting Bolt	M6

Motor electrical interface

Feedback device code : EC - Inductive EnDat SinCos Multi-Turn (EQI 1331)

Connection type :
Section des fils :

B - Power and Signal 90° rotatable
4G1



- | | |
|------------|-------------|
| 1 - CTP | 10 - COS |
| 2 - CTP | 11 - DATA |
| 3 - Screen | 12 - DATA / |
| - | 13 - COS / |
| - | 14 - SIN |
| - | 15 - SIN / |
| - | 16 - Power |
| 8 - CLK | 17 - 0V |
| 9 - CLK / | Screen |

- U - Phase U
V - Phase V
W - Phase W
Screen

- B+ Brake +
B- Brake -

