

SERVO MOTOR 115U3A306BACAA115190



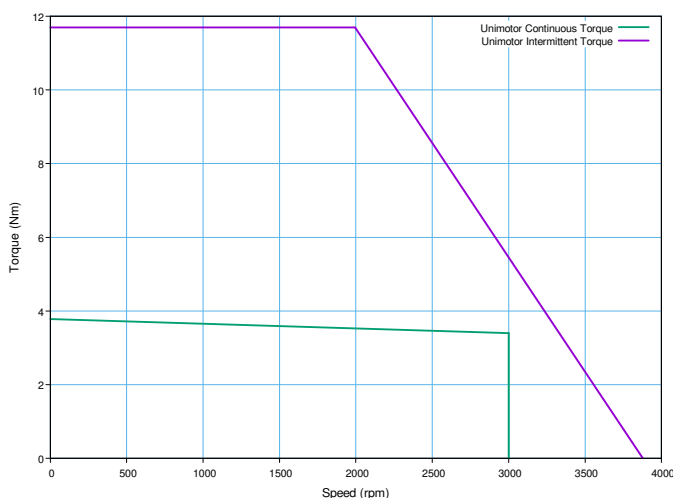
Definition

Type	Unimotor FM	
Frame Size (mm)	115	
Voltage	U	U - 400V
Magnet type	3	3 - Standard
Frame Length	A	
Speed (min-1)	30	3000
Brake	6	Braked (6)
Connection type	B	B - Power and Signal 90° rotatable
Output shaft	A Key	
Feedback device code	CA	CA - 4096 ppr Incremental encoder (CFS50)
Inertia & thermistor	A A - Standard	
PCD	115	115 (FF 115 / 95)
Shaft Diameter	190	19j6 x 40,0 .
Fan box	-	
Classe d'isolation	F	
UL Motor / UL Stator	UL Motor / UL Stator	

Nominal characteristics

Motor Ambient Temperature (°C)	40	Drive Fsw (kHz)	12
Motor Stall Torque (N.m)	3,90	Stall Current (A)	2,40
Rated Torque (N.m)	3,50	Rated Current (A)	2,2
Motor Peak Torque (N.m)	11,70	Peak Current for Drive Selection (A)	7,31
Rated Power (kW)	1,10	Kt (Nm/A)	1,60
Winding Thermal Time Constant (s)	103	Ke (V/kmin-1)	98,00
Number of Poles	6	R (ph-ph) (Ohm)	14,74
Maximum Cogging (N.m)	0.12	L (ph-ph) (mH)	57,29
Inertia (kg.cm²)	5,81	Peso del prodotto	9,26
Ingress Protection Level (IP)	IP65		
Brake	Braked (6)	Static Torque (N.m)	16,0
Release Time (ms)	120	Backlash (°)	0,38
Brake Supply Voltage (V)	24	Brake Coil Power (W)	23,0

Torque / speed graph

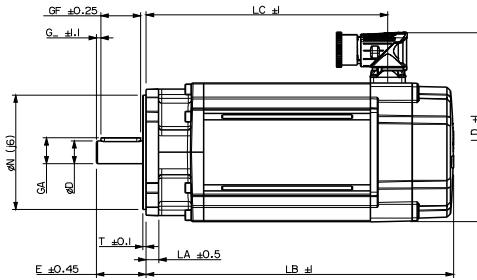
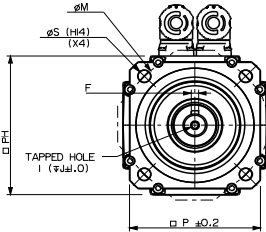


Configured characteristics

Motor Ambient Temperature (°C)	40
Drive Fsw (kHz)	8
Derating Factor	0,97
Stall Torque with Derating Factor (N.m)	3,78
Nominal Torque after Derating (N.m)	3,40
Peak Torque with Derating Factor (N.m)	11,70

SERVO MOTOR 115U3A306BACAA115190 - Unimotor FM 115U3A306BACAA115190

Motor (° & mm)



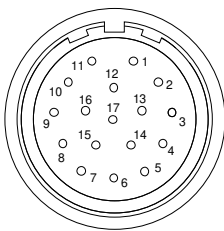
LB	Total length	276,60
LB1		
LC	Power connector position	223,80
LJ		
LA	Flange thickness	10,1
T	Register Length	2,8
N	Register Diameter	95,0
LD	Power connector overall height	156,50
LD1		
P	Flange Square	105,0
S	Fixing Hole Diameter	10,0
M	Fixing hole PCD	115
PH	Motor Housing Width	115
D	Shaft Diameter	19,6
E	Shaft Length	40,0
GA	Key Height	21,5
GF	Key Length	32,0
G	Key to Shaft End	3,6
F	Key Width	6
I	Tapped Hole Thread Size	M6x1
J	Tapped Hole Depth	17,0
	Mounting Bolt	M8

Motor electrical interface

Feedback device code : CA - 4096 ppr Incremental encoder (CFS50)

Connection type :
Section des fils :

B - Power and Signal 90° rotatable
4G1 + 2x 0.5



- | | |
|----------|--------------|
| 1 - CTP | 10 - A |
| 2 - CTP | 11 - Index |
| 3 - | 12 - Index / |
| 4 - S1 | 13 - A / |
| 5 - S1 / | 14 - B |
| 6 - S2 | 15 - B / |
| 7 - S2 / | 16 - Power |
| 8 - S3 | 17 - 0V |
| 9 - S3 / | Screen |

- U - Phase U
V - Phase V
W - Phase W
Screen

- B+ Brake +
B- Brake -

