

SERVO MOTOR 115U3D306BAECA115240



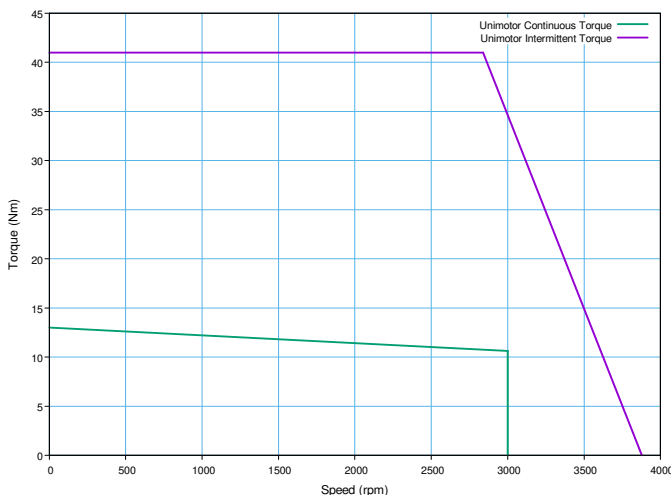
Definition

Type	Unimotor FM	
Frame Size (mm)	115	
Voltage	U	U - 400V
Magnet type	3	3 - Standard
Frame Length	D	
Speed (min-1)	30	3000
Brake	6	Braked (6)
Connection type	B	B - Power and Signal 90° rotatable
Output shaft	A	Key
Feedback device code	EC	EC - Inductive EnDat SinCos Multi-Turn (EQI 1331)
Inertia & thermistor	A	A - Standard
PCD	115	115 (FF 115 / 95)
Shaft Diameter	240	24j6 x 50,0 .
Fan box	-	
Classe d'isolation	F	
UL Motor / UL Stator	UL Motor / UL Stator	

Nominal characteristics

Motor Ambient Temperature (°C)	40	Drive Fsw (kHz)	12	
Motor Stall Torque (N.m)	13,70	Stall Current (A)	8,50	
Rated Torque (N.m)	11,20	Rated Current (A)	7	
Motor Peak Torque (N.m)	41,00	Peak Current for Drive Selection (A)	25,62	
Rated Power (kW)	3,52	Kt (Nm/A)	1,60	
Winding Thermal Time Constant (s)	127	Ke (V/kmin-1)	98,00	
Number of Poles	6	R (ph-ph) (Ohm)	1,53	
Maximum Cogging (N.m)	0,41	L (ph-ph) (mH)	11,60	
Inertia (kg.cm²)	12,91	Peso del prodotto	14,60	
Ingress Protection Level (IP)	IP65			
Brake	Braked (6)		Static Torque (N.m)	16,0
Release Time (ms)	120	Backlash (°)	0,38	
Brake Supply Voltage (V)	24	Brake Coil Power (W)	23,0	

Torque / speed graph

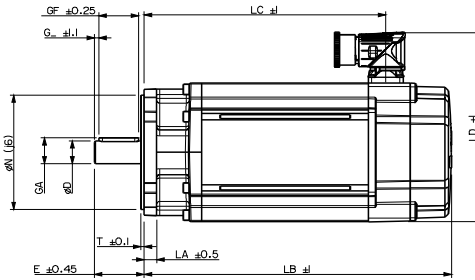
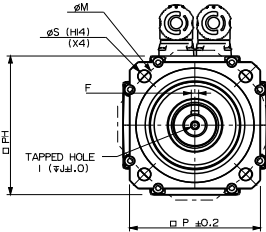


Configured characteristics

Motor Ambient Temperature (°C)	40
Drive Fsw (kHz)	8
Derating Factor	0,95
Stall Torque with Derating Factor (N.m)	13,01
Nominal Torque after Derating (N.m)	10,64
Peak Torque with Derating Factor (N.m)	41,00

SERVO MOTOR 115U3D306BAECA115240 - Unimotor FM 115U3D306BAECA115240

Motor (° & mm)



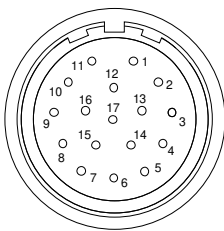
LB	Total length	353,60
LB1		
LC	Power connector position	313,80
LJ		
LA	Flange thickness	10,1
T	Register Length	2,8
N	Register Diameter	95,0
LD	Power connector overall height	156,50
LD1		
P	Flange Square	105,0
S	Fixing Hole Diameter	10,0
M	Fixing hole PCD	115
PH	Motor Housing Width	115
D	Shaft Diameter	24j6
E	Shaft Length	50,0
GA	Key Height	27,0
GF	Key Length	40,0
G	Key to Shaft End	4,6
F	Key Width	8
I	Tapped Hole Thread Size	M8x1,25
J	Tapped Hole Depth	20,0
	Mounting Bolt	M8

Motor electrical interface

Feedback device code : EC - Inductive EnDat SinCos Multi-Turn (EQI 1331)

Connection type :
Section des fils :

B - Power and Signal 90° rotatable
4G1 + 2x 0.5



- | | |
|------------|-------------|
| 1 - CTP | 10 - COS |
| 2 - CTP | 11 - DATA |
| 3 - Screen | 12 - DATA / |
| - | 13 - COS / |
| - | 14 - SIN |
| - | 15 - SIN / |
| - | 16 - Power |
| 8 - CLK | 17 - 0V |
| 9 - CLK / | Screen |

- U - Phase U
V - Phase V
W - Phase W
Screen

- B+ Brake +
B- Brake -

