


SERVO MOTOR 142U3C300BAECA165240



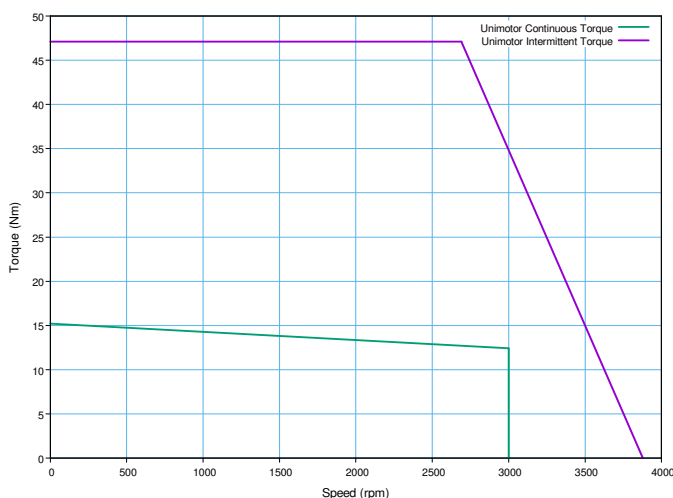
Definition

Type	Unimotor FM	
Frame Size (mm)	142	
Voltage	U	U - 400V
Magnet type	3	3 - Standard
Frame Length	C	
Speed (min-1)	30	3000
Brake	0	Unbraked (0)
Connection type	B	B - Power and Signal 90° rotatable
Output shaft	A	Key
Feedback device code	EC	EC - Inductive EnDat SinCos Multi-Turn (EQI 1331)
Inertia & thermistor	A	A - Standard
PCD	165	165 (FF 165 / 130)
Shaft Diameter	240	24j6 x 50,0 .
Fan box	-	
Classe d'isolation	F	
UL Motor / UL Stator	UL Motor / UL Stator	

Nominal characteristics

Motor Ambient Temperature (°C)	40	Drive Fsw (kHz)	12
Motor Stall Torque (N.m)	15,70	Stall Current (A)	9,80
Rated Torque (N.m)	12,80	Rated Current (A)	8
Motor Peak Torque (N.m)	47,10	Peak Current for Drive Selection (A)	29,44
Rated Power (kW)	4,02	Kt (Nm/A)	1,60
Winding Thermal Time Constant (s)	188	Ke (V/kmin-1)	98,00
Number of Poles	6	R (ph-ph) (Ohm)	1,08
Maximum Cogging (N.m)	0.23	L (ph-ph) (mH)	12,06
Inertia (kg.cm ²)	23,50	Peso del prodotto	14,53
Ingress Protection Level (IP)	IP65		

Torque / speed graph

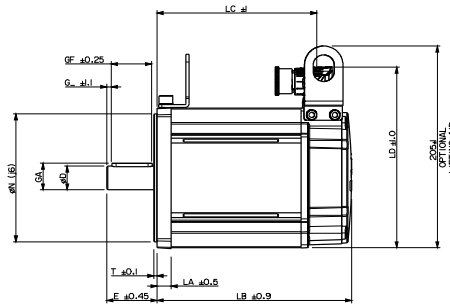
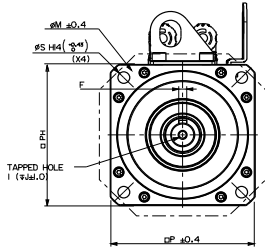


Configured characteristics

Motor Ambient Temperature (°C)	40
Drive Fsw (kHz)	8
Derating Factor	0,97
Stall Torque with Derating Factor (N.m)	15,23
Nominal Torque after Derating (N.m)	12,42
Peak Torque with Derating Factor (N.m)	47,10

SERVO MOTOR 142U3C300BAECA165240 - Unimotor FM 142U3C300BAECA165240

Motor (° & mm)



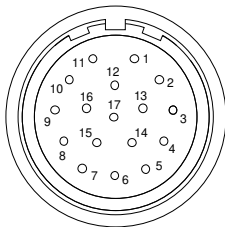
LB	Total length	252,80
LB1		
LC	Power connector position	218,00
LJ		
LA	Flange thickness	14,0
T	Register Length	3,4
N	Register Diameter	130,0
LD	Power connector overall height	183,50
LD1		
P	Flange Square	142,0
S	Fixing Hole Diameter	12,0
M	Fixing hole PCD	165
PH	Motor Housing Width	142
D	Shaft Diameter	24j6
E	Shaft Length	50,0
GA	Key Height	27,0
GF	Key Length	40,0
G	Key to Shaft End	4,6
F	Key Width	8
I	Tapped Hole Thread Size	M8x1,25
J	Tapped Hole Depth	20,0
	Mounting Bolt	M10

Motor electrical interface

Feedback device code : EC - Inductive EnDat SinCos Multi-Turn (EQI 1331)

Connection type :
Section des fils :

B - Power and Signal 90° rotatable
4G1 (A)



- | | |
|------------|-------------|
| 1 - CTP | 10 - COS |
| 2 - CTP | 11 - DATA |
| 3 - Screen | 12 - DATA / |
| - | 13 - COS / |
| - | 14 - SIN |
| - | 15 - SIN / |
| - | 16 - Power |
| 8 - CLK | 17 - 0V |
| 9 - CLK / | Screen |

- U - Phase U
V - Phase V
W - Phase W
Screen

- B+ Brake +
B- Brake -

