


### SERVO MOTOR 142U3D300BACAA165240



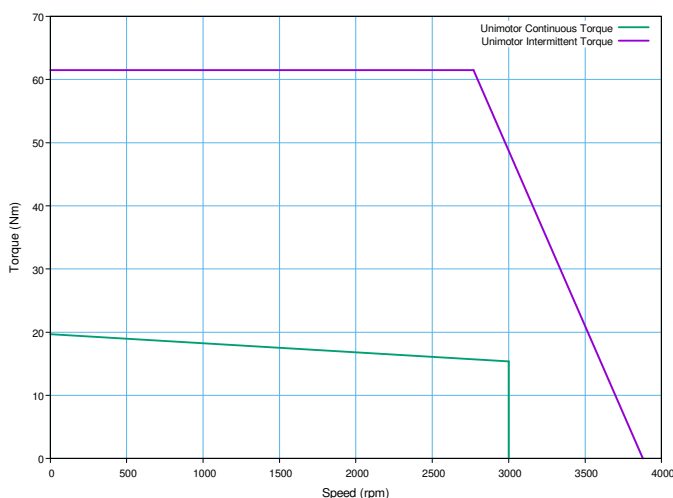
#### Definition

Type	<b>Unimotor FM</b>	
Frame Size (mm)	<b>142</b>	
Voltage	<b>U</b>	U - 400V
Magnet type	<b>3</b>	3 - Standard
Frame Length	<b>D</b>	
Speed (min-1)	<b>30</b>	3000
Brake	<b>0</b>	Unbraked (0)
Connection type	<b>B</b>	B - Power and Signal 90° rotatable
Output shaft	<b>A</b>	Key
Feedback device code	<b>CA</b>	CA - 4096 ppr Incremental encoder (CFS50)
Inertia & thermistor	<b>A</b>	A - Standard
PCD	<b>165</b>	165 (FF 165 / 130)
Shaft Diameter	<b>240</b>	24j6 x 50,0 .
Fan box	<b>-</b>	
Classe d'isolation	<b>F</b>	
UL Motor / UL Stator	<b>UL Motor / UL Stator</b>	

#### Nominal characteristics

Motor Ambient Temperature (°C)	40	Drive Fsw (kHz)	12
Motor Stall Torque (N.m)	20,50	Stall Current (A)	12,80
Rated Torque (N.m)	16,00	Rated Current (A)	10
Motor Peak Torque (N.m)	61,50	Peak Current for Drive Selection (A)	38,44
Rated Power (kW)	5,03	Kt (Nm/A)	1,60
Winding Thermal Time Constant (s)	206	Ke (V/kmin-1)	98,00
Number of Poles	6	R (ph-ph) (Ohm)	0,70
Maximum Cogging (N.m)	0,62	L (ph-ph) (mH)	8,91
Inertia (kg.cm <sup>2</sup> )	30,20	Peso del prodotto	17,87
Ingress Protection Level (IP)	IP65		

#### Torque / speed graph

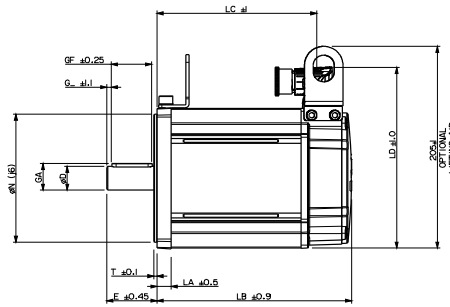
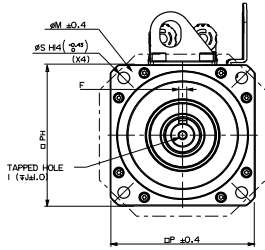


#### Configured characteristics

Motor Ambient Temperature (°C)	40
Drive Fsw (kHz)	8
Derating Factor	0,96
Stall Torque with Derating Factor (N.m)	19,68
Nominal Torque after Derating (N.m)	15,36
Peak Torque with Derating Factor (N.m)	61,50

### SERVO MOTOR 142U3D300BACAA165240 - Unimotor FM 142U3D300BACAA165240

#### Motor (° & mm)



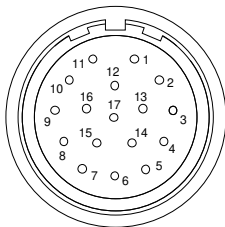
LB	Total length	282,80
LB1		
LC	Power connector position	248,00
LJ		
LA	Flange thickness	14,0
T	Register Length	3,4
N	Register Diameter	130,0
LD	Power connector overall height	183,50
LD1		
P	Flange Square	142,0
S	Fixing Hole Diameter	12,0
M	Fixing hole PCD	165
PH	Motor Housing Width	142
D	Shaft Diameter	24j6
E	Shaft Length	50,0
GA	Key Height	27,0
GF	Key Length	40,0
G	Key to Shaft End	4,6
F	Key Width	8
I	Tapped Hole Thread Size	M8x1,25
J	Tapped Hole Depth	20,0
	Mounting Bolt	M10

#### Motor electrical interface

Feedback device code : CA - 4096 ppr Incremental encoder (CFS50)

Connection type :  
Section des fils :

B - Power and Signal 90° rotatable  
4G2.5



- |          |              |
|----------|--------------|
| 1 - CTP  | 10 - A       |
| 2 - CTP  | 11 - Index   |
| 3 -      | 12 - Index / |
| 4 - S1   | 13 - A /     |
| 5 - S1 / | 14 - B       |
| 6 - S2   | 15 - B /     |
| 7 - S2 / | 16 - Power   |
| 8 - S3   | 17 - 0V      |
| 9 - S3 / | Screen       |

- U - Phase U  
V - Phase V  
W - Phase W  
Screen

- B+ Brake +  
B- Brake -

