


SERVO MOTOR 142U3D305BACAA165240



Definition

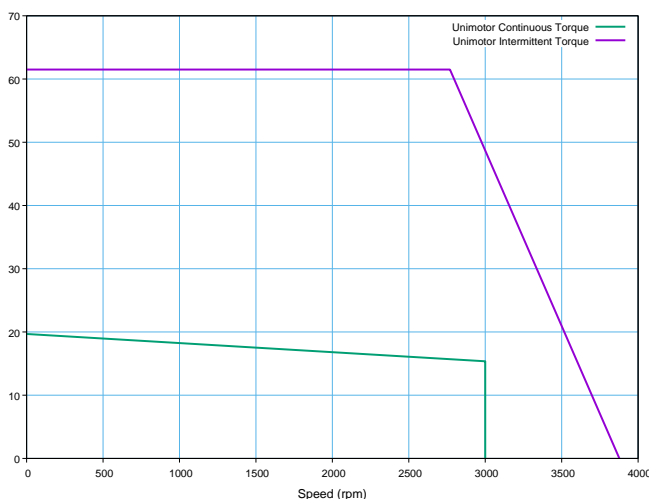
Type	Unimotor FM	
Frame Size (mm)	142	
Voltage	U	U - 400V
Magnet type	3	3 - Standard
Frame Length	D	
Speed (min-1)	30	3000
Brake	5	Braked (5)
Connection type	B	B - Power and Signal 90° rotatable
Output shaft	A	Key
Feedback device code	CA	CA - 4096 ppr Incremental encoder (CFS50)
Inertia & thermistor	A	A - Standard
PCD	165	165 (FF 165 / 130)
Shaft Diameter	240	24j6 x 50,0 .
Fan box	-	
Classe d'isolation	F	
UL Motor / UL Stator	UL Motor / UL Stator	

Nominal characteristics

Motor Ambient Temperature (°C)	40	Drive Fsw (kHz)	12
Motor Stall Torque (N.m)	20,50	Stall Current (A)	12,80
Rated Torque (N.m)	16,00	Rated Current (A)	10
Motor Peak Torque (N.m)	61,50	Peak Current for Drive Selection (A)	38,44
Rated Power (kW)	5,03	Kt (Nm/A)	1,60
Winding Thermal Time Constant (s)	206	Ke (V/kmin-1)	98,00
Number of Poles	6	R (ph-ph) (Ohm)	0,70
Maximum Cogging (N.m)	0.62	L (ph-ph) (mH)	8,91
Inertia (kg.cm ²)	30,41	Peso del prodotto	19,57
Ingress Protection Level (IP)	IP65		

Brake	Braked (5)	Static Torque (N.m)	20,0
Release Time (ms)	126	Backlash (°)	0,75
Brake Supply Voltage (V)	24	Brake Coil Power (W)	23,0

Torque / speed graph

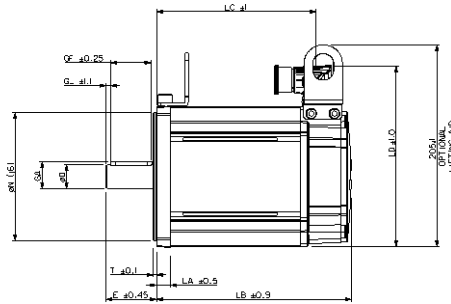
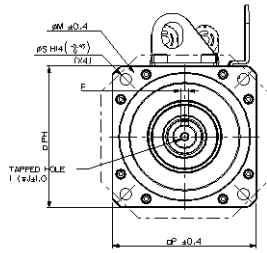


Configured characteristics

Motor Ambient Temperature (°C)	40
Drive Fsw (kHz)	8
Derating Factor	0,96
Stall Torque with Derating Factor (N.m)	19,68
Nominal Torque after Derating (N.m)	15,36
Peak Torque with Derating Factor (N.m)	61,50

SERVO MOTOR 142U3D305BACAA165240 - Unimotor FM 142U3D305BACAA165240

Motor (° & mm)



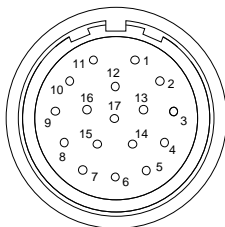
LB	Total length	342,80
LB1		
LC	Power connector position	308,00
LJ		
LA	Flange thickness	14,0
T	Register Length	3,4
N	Register Diameter	130,0
LD	Power connector overall height	183,50
LD1		
P	Flange Square	142,0
S	Fixing Hole Diameter	12,0
M	Fixing hole PCD	165
PH	Motor Housing Width	142
D	Shaft Diameter	24j6
E	Shaft Length	50,0
GA	Key Height	27,0
GF	Key Length	40,0
G	Key to Shaft End	4,6
F	Key Width	8
I	Tapped Hole Thread Size	M8x1,25
J	Tapped Hole Depth	20,0
	Mounting Bolt	M10

Motor electrical interface

Feedback device code : CA - 4096 ppr Incremental encoder (CFS50)

Connection type :
Section des fils :

B - Power and Signal 90° rotatable
4G2.5 + 2x 0.5



- | | |
|----------|--------------|
| 1 - CTP | 10 - A |
| 2 - CTP | 11 - Index |
| 3 - | 12 - Index / |
| 4 - S1 | 13 - A / |
| 5 - S1 / | 14 - B |
| 6 - S2 | 15 - B / |
| 7 - S2 / | 16 - Power |
| 8 - S3 | 17 - 0V |
| 9 - S3 / | Screen |

- U - Phase U
V - Phase V
W - Phase W
Screen

- B+ Brake +
B- Brake -

